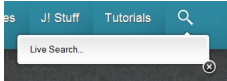


How To Setup the Search Box and Menus

Written by Administrator

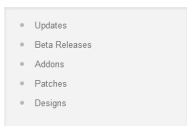
Thursday, 14 February 2008 15:10 - Last Updated Saturday, 13 November 2010 06:19

1. Search Setup



- Publish the default Joomla search module or the S5 Live Search module to the 'search' position.
- Set the margin-left of the search to -17 and margin-top to 7 in the module's backend if using the live search module, adjust these settings as needed
- This position was only designed for search modules, not content.

2. Column Menu Setup



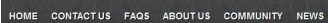
- There are no menu style suffixes applied under advanced parameters.
- The menu style should be set to list.

How To Setup the Search Box and Menus

Written by Administrator

Thursday, 14 February 2008 15:10 - Last Updated Saturday, 13 November 2010 06:19

3. Footer Menus



A horizontal footer menu with a dark background and white text. The menu items are: HOME, CONTACT US, FAQs, ABOUT US, COMMUNITY, and NEWS.

- Publish any menu to the bottom position.
- Apply the "-bottom" suffix under advanced parameters.
- The menu style should be set to list