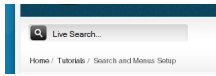


How To Setup the Search Box and Menus

Written by Administrator

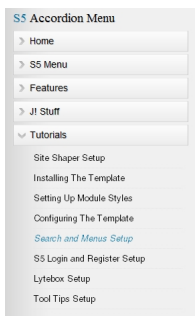
Thursday, 14 February 2008 15:10 - Last Updated Saturday, 13 March 2010 20:22

1. Search Setup



- Publish the default Joomla! search module or the S5 Live Search module to the 'search' position.
- Set the margin-left of the search to -20 in the module's backend.
- This position was only designed for search modules, not content.

2. Column Menu Setup



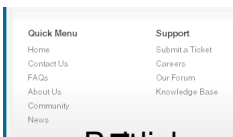
- There are no menu style suffixes applied under advanced parameters.
- The menu style should be set to list.

3. Footer Menus

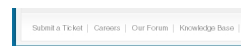
How To Setup the Search Box and Menus

Written by Administrator

Thursday, 14 February 2008 15:10 - Last Updated Saturday, 13 March 2010 20:22



- Publish any menu to the footer for the first 4 positions. This menu style should be set like as per advanced parameters.
- ## 4. Bottom Menu



- Publish any menu to the bottom position.
- Set your menu style suffix to "-bottom" under advanced parameters.
- The menu style should be set to list