


How To Setup the Search Box and Menus

Written by Administrator

Thursday, 14 February 2008 15:10 - Last Updated Monday, 15 June 2009 23:27

1. Search Setup

□ □ □ □



- Publish the default Joomla! search module or the S5 Live Search module to the 'search' position.
- Set the width of the search to 32 in the module's backend.
- This position was only designed for search modules, not content.

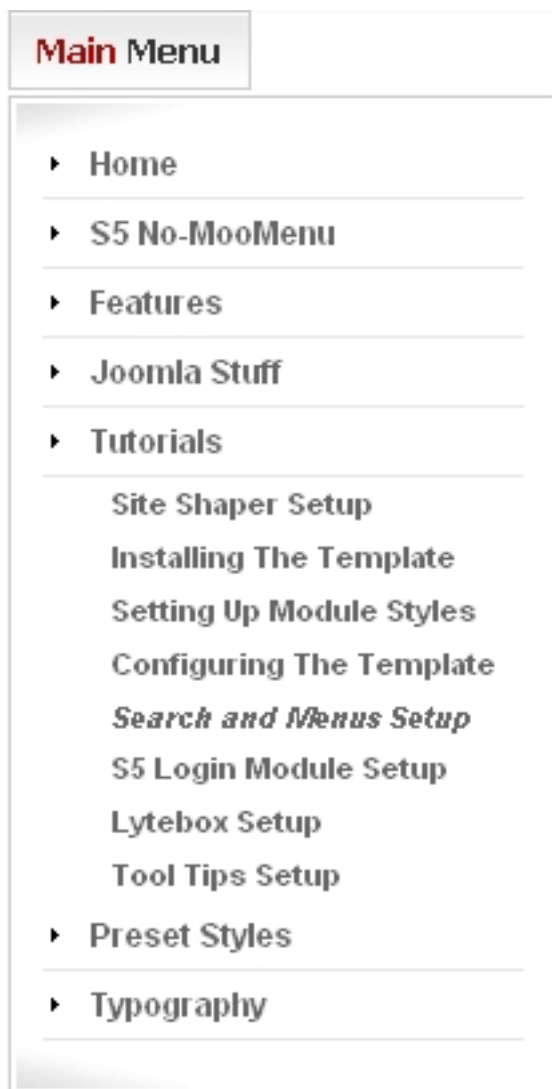
2. Column Menu Setup

□ □ □ □

How To Setup the Search Box and Menus

Written by Administrator

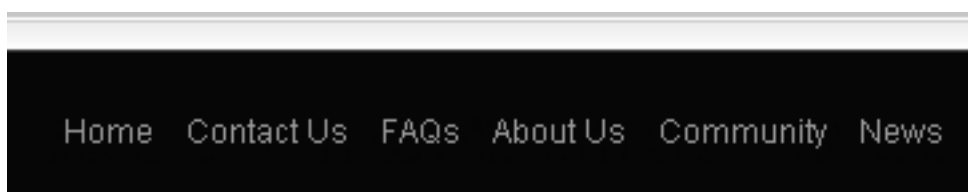
Thursday, 14 February 2008 15:10 - Last Updated Monday, 15 June 2009 23:27



- There are no menu style suffixes applied under advanced parameters.
- The menu style should be set to list.

3. Bottom Menu Setup

□ □ □ □



How To Setup the Search Box and Menus

Written by Administrator

Thursday, 14 February 2008 15:10 - Last Updated Monday, 15 June 2009 23:27

- Publish any menu to the 'bottom_menu' position.
- There are no menu style suffixes applied under advanced parameters.
- The menu style should be set to list