

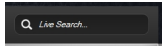
# How To Setup the Search Box and Menus

Written by Administrator

Thursday, 14 February 2008 15:10 - Last Updated Friday, 08 October 2010 20:01

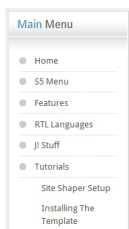
---

## 1. Search Setup



- Publish the default Joomla search module or the S5 Live Search module to the 'search' position.
- Set the width of the search to 35 in the module's backend.
- This position was only designed for search modules, not content.

## 2. Column Menu Setup



- Publish any menu module to the main body module positions on your site.
- There should be no menu style suffixes applied under advanced parameters.
- The menu style should be set to list.
- You may assign any of this template's module class suffixes.

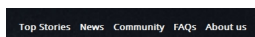
## How To Setup the Search Box and Menus

Written by Administrator

Thursday, 14 February 2008 15:10 - Last Updated Friday, 08 October 2010 20:01

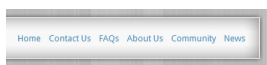
---

### 3. Top Menu Setup



- Publish any menu to the 'top\_menu' position.
- There are no menu style suffixes applied under advanced parameters.
- The menu style should be set to list

### 4. Bottom Menu Setup



- Publish any menu to the 'bottom\_menu' position.
- There are no menu style suffixes applied under advanced parameters.
- The menu style should be set to list