

How To Setup the Search Box and Menus

Written by Administrator

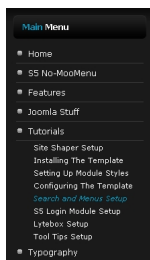
Thursday, 14 February 2008 15:10 - Last Updated Sunday, 09 August 2009 03:37

1. Search Setup



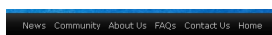
- Publish the default Joomla search module or the S5 Live Search module to the 'search' position.
- Set the width of the search to 32 in the module's backend.
- This position was only designed for search modules, not content.

2. Column Menu Setup



- There are no menu style suffixes applied under advanced parameters.
- The menu style should be set to list.

3. Bottom Menu Setup



- Publish any menu to the 'bottom_menu' position.
- There are no menu style suffixes applied under advanced parameters.


How To Setup the Search Box and Menus

Written by Administrator

Thursday, 14 February 2008 15:10 - Last Updated Sunday, 09 August 2009 03:37

- The menu style should be set to list

4. Top Menu Setup



- Publish any menu to the 'banner' position.
- There are no menu style suffixes applied under advanced parameters.
- The menu style should be set to list