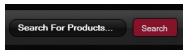


How To Setup the Search Box and Menus

Written by Administrator

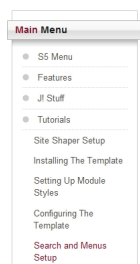
Thursday, 14 February 2008 15:10 - Last Updated Tuesday, 14 December 2010 21:40

1. Search Setup



- Publish the default Joomla search module, S5 Live Search module, or Virtuemart search module to the 'search' position.
- Set the width of the search to 35 in the module's backend.
- This position was only designed for search modules, not content.

2. Column Menu Setup



- Publish any menu module to the main body module positions on your site.
- There should be no menu style suffixes applied under advanced parameters.
- The menu style should be set to list.
- You may assign any of this template's module class suffixes.

How To Setup the Search Box and Menus

Written by Administrator

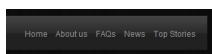
Thursday, 14 February 2008 15:10 - Last Updated Tuesday, 14 December 2010 21:40

3. Middle Menu Setup



- Publish any menu to the 'middle_menu' position.
- There are no menu style suffixes applied under advanced parameters.
- The menu style should be set to list

4. Bottom Menu Setup



- Publish any menu to the 'bottom_menu' position.
- There are no menu style suffixes applied under advanced parameters.
- The menu style should be set to list