


How To Setup the Search Box and Menus

Written by Administrator

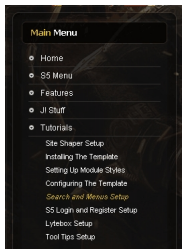
Thursday, 14 February 2008 15:10 - Last Updated Tuesday, 08 December 2009 21:38

1. Search Setup



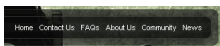
- Publish the default Joomla search module or the S5 Live Search module to the 'search' position.
- Set the width of the search to 32 in the module's backend.
- This position was only designed for search modules, not content.

2. Column Menu Setup



- There are no menu style suffixes applied under advanced parameters.
- The menu style should be set to list.

3. Top Menu, Middle Menu and Bottom Menu Setup



How To Setup the Search Box and Menus

Written by Administrator

Thursday, 14 February 2008 15:10 - Last Updated Tuesday, 08 December 2009 21:38

- Publish any menu to the 'top_menu', 'middle_menu' or 'bottom_menu' positions.
- There are no menu style suffixes applied under advanced parameters.
- The menu style should be set to list